



welcome to rev video

QUICK START GUIDE



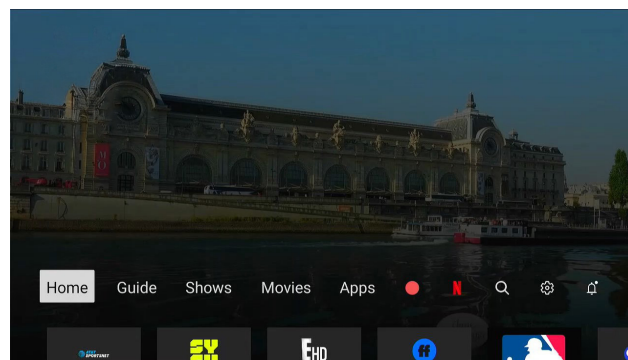
REV Video instantly gives you total control of the TV programming you love and much more! You'll get hundreds of channels, as well as access to streaming providers, all from one simple device.

Find, watch, record, and stream with REV Video.

THE MAIN MENU

START HERE FOR JUST ABOUT EVERYTHING.

The main menu is the starting point for just about everything you do with REV Video. From the main menu, you can easily access popular destinations like the Home screen, the Guide, Shows, Movies, and Apps.

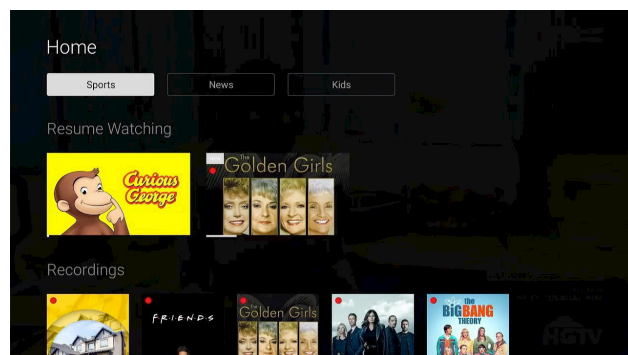


THE HOME SCREEN

ALWAYS SOMETHING GREAT TO WATCH

The Home screen is your hub for finding great things to watch. Browse categories like Sports, News, Kids, and Popular Shows, or check out live sports or shows on now.

When you find something you like, just select it to see details, watch, or set up a recording.



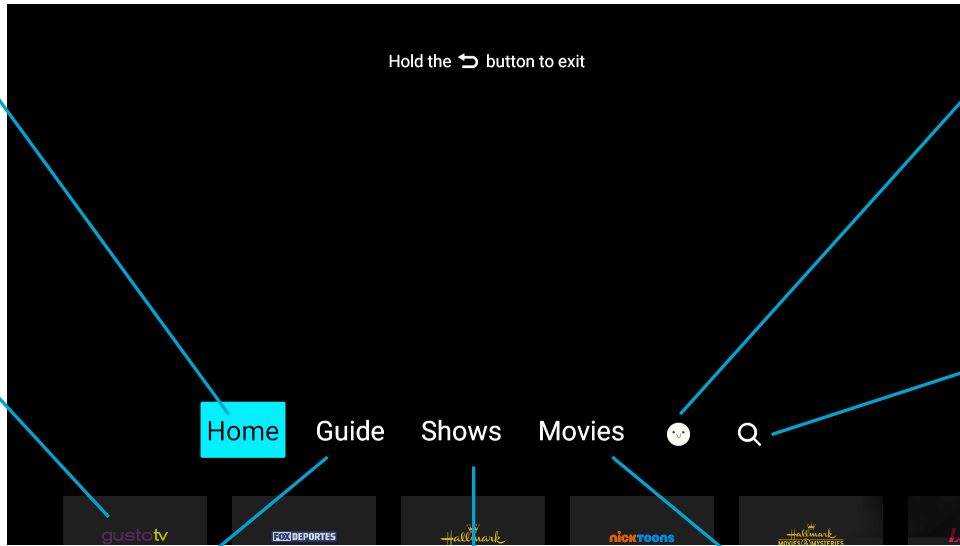
TAKE A CLOSER LOOK AT THE MENU

Open the Home screen to see your recordings or browse categories like News, Sports and Kids.

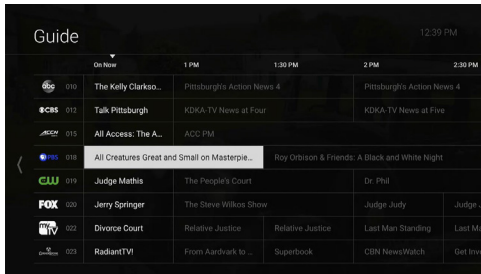
Use the Recent bar to jump to your most recently watched channels.

Open Profiles to create and manage user profiles, set-up parent controls and more.

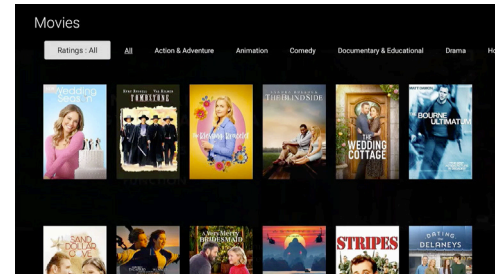
Open the Search screen to search by test or by voice.



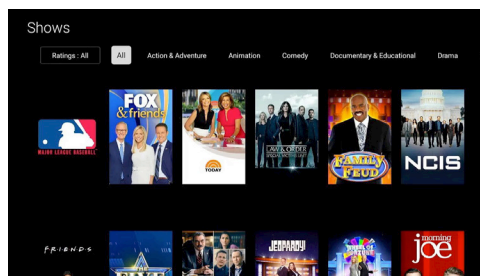
Open the Guide to see what's on
and what's coming up.



Open the Movies screen to browse movies by category.



Open the Shows screen to browse shows by category.



The menu items on your device may look slightly different.

SPEAK AND YOU SHALL FIND

If your remote has a Video Search button, press it and speak into the remote to find a show. Try saying things like “Bob’s Burgers,” “Romantic movies,” or “Basketball games.”

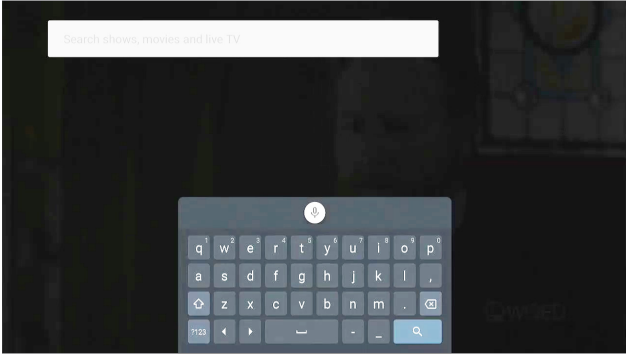
...OR SEARCH AND YOU SHALL FIND

DON’T FEEL LIKE TALKING?

Choose Search from the Main Menu and use text search to enter a title, actor name or key word instead. Your REV Video service instantly scans across TV programming and streaming video apps to find exactly what you want.

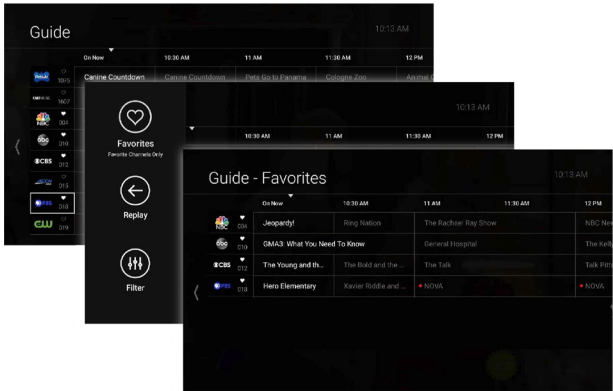
TIP...

You can also choose the microphone to use Voice Search from this screen.



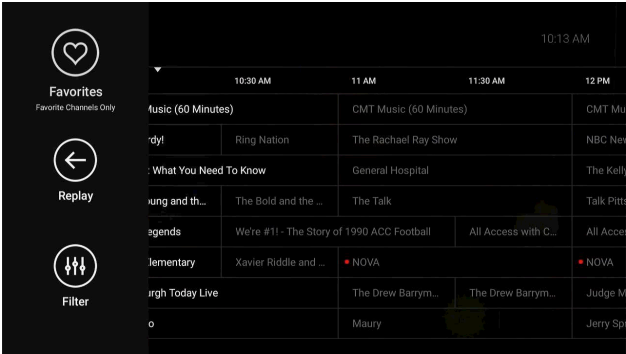
SHOW YOUR LOVE WITH FAVORITE CHANNELS

Use the Guide to set your favorite channels. Move to the Channel column and select each channel you want to set as a favorite. The small heart icon will be filled in. Whenever you want the guide to show only your favorites, just move all the way to the left and choose Favorites from the panel that appears.



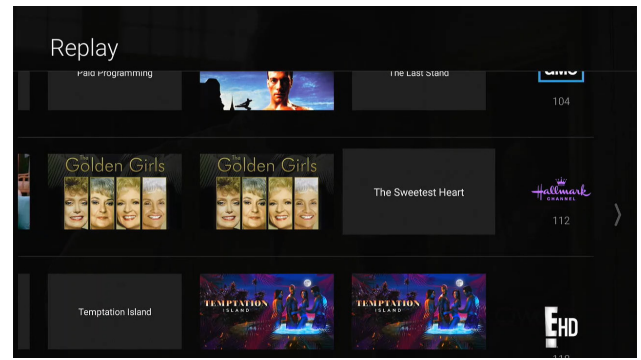
USE THE GUIDE SUPERPOWERS

Meet the hidden powers of the guide. Use your remote to move all the way to the left of the guide. A panel opens with Favorites, Replay, and Filter options.



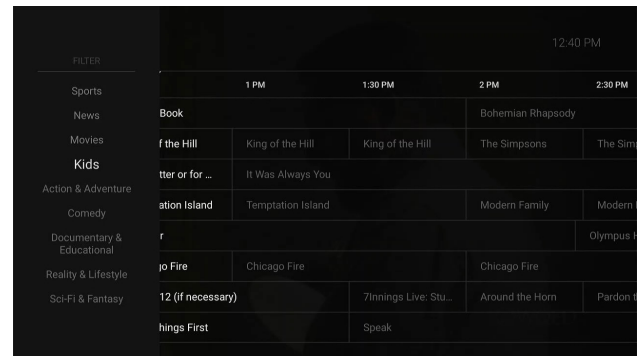
MISSED YOUR FAVORITE SHOW? NO PROBLEM!

Just choose **Replay** to choose from previously aired shows that are available to watch.



SEE JUST WHAT YOU WANT WITH FILTERS

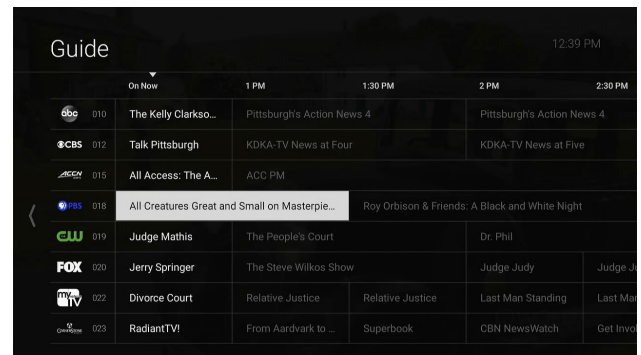
Use filters to see only Movies, Sports, News, Kids shows or more in the guide.



THE GUIDE

NEVER MISS A THING

Choose Guide from the main menu to see what's on and what's coming up.



SHOWS AND MOVIES

BROWSE THE BEST

So much to watch, so little time!

Use the Shows or Movies screens to browse thousands of options. You can filter by genre such as Action or Comedy, and limit results to content rated for Kids, Teens, or Adults.

